

FDP Form 10a - Bid Results on Civil Works

Note: Bid Results are in three (3) separate forms, particularly, for Civil Works (Form 10a -CW), Goods and Services (Form 10b - GS) and Consulting Services (Form 10c - CS). If there is no bidded project, good or service for the quarter, the forms must still be submitted with the said notation and signed accordingly.

CIVIL WORKS BID-OUT

REGION: REGION VIII - EASTERN VISAYAS
PROVINCE: LEYTE
CITY/MUNICI CITY OF BAYBAY

CALENDAR YEAR: 2024
QUARTER: 1

No.	Reference No.	Name of Project	Approved Budget for Contract	Location	Winning Bidder	Name and Address	Bid Amount	Bidding Date	Contract Duration
1	BAYLECON1223122	Improvement of CCTV Monitoring Office (BERU)	1,120,000.00	Diversion Road, Cogon	RAB Builders & Supply	Baybay City	1,105,200.00	03-Jan-24	30
2	BAYLECON1223123	Construction of Road, Parking, Drainage & Sidewalk (Phase II)	10,000,000.00	Binaybayon Complex, Dv. Rd., Hibunawan	CNE Construction	Tacloban City	9,875,600.00	03-Jan-24	60
3	BAYLECON0124001	Renovation of Rizal Plaza & Veterans Park	10,000,000.00	Zone 10	IDMU Construction	Negros Occidental	9,872,650.00	03-Jan-24	90
4	BAYLECON1223124	Concreting of Barangay Road	1,300,000.00	Sitio Pasil, Palhi	Ebcal Const.	Baybay City	1,283,500.00	09-Jan-24	60
5	BAYLECON0224007	Concreting of Barangay Road	1,500,000.00	Pomponan	V. Jyn Enterprises	Inopacan, Leyte	1,481,250.00	13-Mar-24	90
6	BAYLECON0224008	Road Concreting at Lower Landfill	1,900,000.00	Buanavista	WJ Builders	Barugo, Leyte	1,885,600.00	13-Mar-24	90
7	BAYLECON0224010	Construction of Perimeter Fence (Phase II)	1,500,000.00	LTO Diversion Rd, Gaas	Ebcal Const	Baybay City	1,482,600.00	13-Mar-24	90
8	BAYLECON0224011	Construction of HPG Building (Completion)	2,000,000.00	Diversion Rd, Gaas	A.L. Gantuangco Const.	Ormoc City	1,983,200.00	13-Mar-24	60
9	BAYLECON0224012	Construction of PCCP, Drainage & Streetlight	3,780,000.00	Zone 17	Benjamnin Ong Jr. Const.	Ormoc City	3,723,300.00	13-Mar-24	60
10	BAYLECON0224013	Embankment for Evacuation Center, Cold Storage & South Terminal	8,000,000.00	Diversion Road I, Hipusngo	CNE Construction	Tacloban City	7,915,200.00	13-Mar-24	45
11	BAYLECON0224015	Embankment of Binaybayon Complex (Phase III)	20,000,000.00	Hibunawan	CNE Construction	Tacloban City	19,875,000.00	13-Mar-24	60
12	BAYLECON0224017	Road Opening with Concreting	6,606,882.17	Bunga	Great wall builders	Baybay City	6,522,029.82	19-Mar-24	120

We hereby certify that we have reviewed the contents and hereby attest to the veracity and correctness of the data or information contained in this document.


MARIVIC M. MANAGANAG
BAC Secretariat Head


Engr. PATRICK A. POSTRERO
BAC Chairperson

FDP Form 10b - Bid Results on Goods and Services

Note: Bid Results are in three (3) separate forms, particularly, for Civil Works (Form 10a -CW), Goods and Services (Form 10b - GS) and Consulting Services (Form 10c - CS). If there is no bidded project, good or service for the quarter, the forms must still be submitted with the said notation and signed accordingly.


GOODS AND SERVICES BID-OUT

REGION: REGION VIII - EASTERN VISAYAS
PROVINCE: LEYTE
CITY/MUNICIPALITY: CITY OF BAYBAY

CALENDAR YEAR: 2024
QUARTER: 1

Reference No.	Item Description	Approved Budget for Contract	Winning Bidder	Name and Address Of Bidder	Bid Amount	Date of Bidding
BAYLEGOOD1223125	Procurement of Agricultural Supplies (for Livelihood Assistance for Different Farmer Association)	3,900,860.00	Doreen's Agrivet Supply & General Merchandise	Abuyog, Leyte	3,839,876.00	09-Jan-24
BAYLEGOOD0224003	Procurement of Uniform & Paraphernalia for EVRAA 2024	2,396,400.00	Panalay Tailoring	Talisay City	2,216,510.00	13-Mar-24
BAYLEGOOD0224004	Procurement of Meals & Snacks for EVRAA 2024	2,999,200.00	BCCC	Baybay City	2,992,235.00	13-Mar-24
BAYLEGOOD0224005	Procurement of Medical Supplies for Pharmacy	3,255,275.00	Botica Cayunda	Baybay City	3,198,180.00	13-Mar-24
BAYLEGOOD0224006	Procurement of Fuel	5,872,000.00	Ormoc Bay Resources Corp.	Ormoc City	5,478,000.00	13-Mar-24
BAYLEGOOD0224009	Procurement of Utility Van	1,140,000.00	Fast Autoword Philippines Cor	Ormoc City	1,139,000.00	13-Mar-24
BAYLEGOOD0224013	Procurement of Barangay ID	6,600,000.00	Circle Z Ventures & Dev. Corp.	Ormoc City	6,100,000.00	13-Mar-24
BAYLEGOOD0224016	Procurement of Meals & Snacks for Training,	1,106,000.00	Yellow Kitchenette	Baybay City	1,099,680.00	19-Mar-24
BAYLEGOOD0221018	Procurement of Drugs & Medicines (1st Quarter)	8,571,613.00	Sebastian Care Pharma Trading	Palompon, Leyte	8,569,190.50	19-Mar-24

We hereby certify that we have reviewed the contents and hereby attest to the veracity and correctness of the data or information contained in this document.


MARIVIC M. MANAGBANAG
BAC Secretariat Head


Engr. PATRICK A. POSTRERO
BAC Chairperson

FDP Form 10c - Bid Results on Consulting Services

Note: Bid Results are in three (3) separate forms, particularly, for Civil Works (Form 10a -CW), Goods and Services (Form 10b - GS) and Consulting Services (Form 10c - CS). If there is no bidded project, good or service for the quarter, the forms must still be submitted with the said notation and signed accordingly.

CONSULTING SERVICES BID-OUT

REGION: REGION VIII - EASTERN VISAYAS CALENDAR YEAR: 2024

PROVINCE: LEYTE QUARTER: 1

CITY/MUNICIPALITY: CITY OF BAYBAY

No.	Reference No.	Name of Project	Location	Approved Budget for Contract	Winning Bidder	Name and Address	Bid Amount	Bidding Date	Contract Duration
None									

We hereby certify that we have reviewed the contents and hereby attest to the veracity and correctness of the data or information contained in this document.


MARIVIC M. MANAGBANAG
BAC Secretariat Head


Engr. PATRICK A. POSTRERO
BAC Chairperson

Statement of Indebtedness, Payments and Balances (SIPB)		
REGION:	REGION VIII - EASTERN \	CALENDAR YEAR: 2024
PROVINCE:	LEYTE	QUARTER: 1
CITY/MUNICIPALITY:	CITY OF BAYBAY	

Instruction: Please prepare a Statement for each kind of loan.

ITEM NO.	PARTICULARS	DETAILS
1	LGU Income Classification	First Class
2	Date of Report	1st Qtr. March 31, 2024
3	Bank (or Creditor)	Development Bank of the Philippines
4	Loan Reference Number	5937500841-001-001-8
5	If not authorized depository bank (Lending Institutions), state DC 01.2017 approval date	N/A
6	Certificate Number (CNDSBC)	R8-2017-03-074
6.1	Date of Certification (CNDSBC)	March 09, 2017
7	Monetary Board (MB) Resolution Number	MB Resolution No. 638
7.1	Date of MB Opinion	April 25, 2017
8	Amount of Proposed Loan	250,000,000.00
8.1	Date of Approval of Loan	April 12, 2017
8.2	Amount Approved	250,000,000.00
9	Principal Amount of Loan (Actual Amount of Loan)	250,000,000.00
10	Name of LCE at the time of Contract Signing	Hon. Carmen L. Cari
11	National Government Guarantee	
12	Type of Indebtedness Instrument	Loan (Secured or Unsecured)
12.1	If Others, please specify indebtedness instrument	N/A
12.2	Purpose of Indebtedness	Construction or Repair of Government Center/Office Building
12.3	If Others, please specify purpose of indebtedness instrument	
12.4	Is the Project (Loan) included in the Annual Investment Plan	Yes
12.5	If not included in AIP, what is the remedy?	
12.6	If Others, please specify remedy	
13	Council Resolution No. (Authorizing LCE)	Resolution No. 2010 S.2017
14	Economic / Useful Life of the Project (Subject of Loan)	
15	Maturity Date	December 07, 2032
16	Terms of Indebtedness	Fixed
17	Terms and Conditions: No. of Years of Indebtedness	15
18	Terms and Conditions: Interest Rate	4.95%
19	Frequency of Payment	Monthly
20	Terms and Conditions: Grace Period (Number of Months)	36
21	Starting Date of Payment	January 07, 2021
22	Major Debt Covenants	
22.1	Collateral Security	
23	If cash deposits, how much?	0.00
24	Annual Amortization: Principal	20,833,333.32
25	Annual Amortization: Interest	12,277,973.40
25.1	Annual Amortization: GRT	122,779.79
26	LCE Position	Mayor
27	Total Amount Released (Availment as of date)	250,000,000.00
28	Cumulative Payment as of Reporting Date: Principal	5,208,333.33
29	Cumulative Payment as of Reporting Date: Interest	2,374,163.05
29.1	Cumulative Payment as of Reporting Date: GRT	23,741.64
30	Remaining Balance to Date / Undrawn Amount	0.00
31	Outstanding Loan After Principal Payment	244,791,666.67
31.1	Arrears: Principal (if any)	0.00
31.2	Arrears: Interest (if any)	0.00

31.3	Arrears: GRT (if any)	0.00
32	Deposit to bond sinking fund for the year	0.00
33	Sinking fund balance to date, if any	0.00
34	Breakdown of fees and other related costs (of loan)	
	Fee Type	
	Documentary Stamp	
35	Other relevant terms and conditions (of loan)	
36	Current LCE (as of date of this report)	JOSE CARLOS L. CARI
37	Is the said loan NOT being paid as of date (Default)	No
37.1	If Yes, state the reason for discontinuing the payment	
37.2	COA Annual Audit Report No.	
37.3	Date Released	
37.4	Accountant Name at the Time of Default	
37.5	Treasurer Name at the Time of Default	
38	Annual Budget at the time of Loan	0.00
39	Current Annual Budget	9,000,000.00
40	Current Budget Allocation for Debt Service	9,000,000.00
41	Date Seal of Good Housekeeping is Awarded	
42	Current Project / Other Obligations Contracted (paid from capital e	
39		
40		
41		
42		

Certified Correct by:

Signed

ALBERTA BUENA A. MANATAD

Local Treasurer

UTILIZATION OF THE 20% OF THE NATIONAL TAX ALLOTMENT

REGION:
PROVINCE:
CITY/MUNICIPALITY:

REGION VIII - EASTERN VISAYAS
LEYTE
CITY OF BAYBAY

CALENDAR YEAR:
QUARTER:

2024
1

Program or Project	Location	Total Cost	Date Started	Target Completion Date	Project Status		No. of Extensions, if any	Remarks
					% of Completion	Total Cost Incurred to Date		
SOCIAL DEVELOPMENT								
Construction of Brgy. Gym canopy	San Isidro	700,000.00			100%	694,000.00		
Construction/Improvement of Multi-Purpose Building	Zone 12	300,000.00			60%	300,000.00		
Installation of Streetlight (Phase II)	Kansunga	1,000,000.00			100%	984,000.00		
SUB-TOTAL		2,000,000.00				1,978,000.00		
ECONOMIC DEVELOPMENT								
Concreting of Road to Panlao River	Pansagan	300,000.00			100%	300,000.00		
Construction of Brgy. Road to Sitio Hubas	Pansagan	500,000.00			100%	495,000.00		
Construction of Pathway	Sapa	300,000.00			50%	148,500.00		
Construction of Pathway going to River (Phase II)	Mapgap	500,000.00			100%	495,000.00		
Renovation of Rizal Plaza and Veterans Park	Zone 10	10,000,000.00			80%	9,872,650.00		
Concrete Paving of Terminal Parking	VSU	775,000.00			100%	768,500.00		
SUB-TOTAL		12,375,000.00				12,079,650.00		
ENVIRONMENTAL MANAGEMENT								
Relocation of MRF Building	Zone 1	500,000.00			100%	480,500.00		
SUB-TOTAL		500,000.00				480,500.00		
TOTAL		14,875,000.00				14,538,150.00		

We hereby certify that we have reviewed the contents and hereby attest to the veracity and correctness of the data or information contained in this document.


Engr. PATRICK A. POSTRERO
City Planning & Dev't Coordinator


RAUL A. MABINI
Local Budget Officer


JOSE CARLOS L. CARI
Local Chief Executive

LOCAL DISASTER RISK REDUCTION AND MANAGEMENT FUND UTILIZATION

REGION:
PROVINCE:
CITY/MUNICIPALITY:

REGION VIII - EASTERN VISAYAS
LEYTE
CITY OF BAYBAY

CALENDAR YEAR 2024
QUARTER: 1

Particulars	LDRRM Fund		NDRRM Fund	From Other LGUs	From Other Sources	Total
	Quick Response Fund (QRF) 30%	Mitigation Fund 70%				
A. Sources of Funds						
Current Appropriations	21,000,000.00	49,000,000.00				70,000,000.00
Continuing Appropriations						
Previous Years' Appropriations Transferred to the Special Trust Fund						
Donation					500,000.00	500,000.00
CY 2018					1,142,771.70	1,142,771.70
2019					408,644.56	408,644.56
2020					10,256,980.57	10,256,980.57
2021					5,536,606.00	5,536,606.70
2022					24,184,911.84	24,184,911.84
2023					21,894,115.28	21,894,115.28
Sub-Total					63,924,029.95	63,924,030.65
Transfer/Grants						
Total Funds Available	21,000,000.00	49,000,000.00			63,924,029.95	133,924,030.65
B. Utilization						

Maintenance & Other Operating Expenses						
Travel - Local						
Training Exp.		84,400.00				84,400.00
Medicines						
Food Supplies						
Other Supplies/Materials		1,836.00				1,836.00
Agri. And Marine Supplies						
Repair of Evacuation Center						
Medical, Dental and Lab. Supplies expenses						
Trainings						
Construction of Evacuation Center						
Equipment						
Capital Outlay:						
Other Infrastructure Assests						
Flood Control System						
Water System						
Other Machinery and Equipment (CA-NSTB)						
Flood Control System (CA-NSTB)						
Other Infra Assets (CA-NSTB)						
Other Machinery and Equipment						
Disaster Response and Rescue Equipment						
Information & Communication Equipment						
Office Equipment						
Furniture and Fixtures						
Buildings						
Transfers to other LGUs						
Total Utilization (CA-NSTB)						
Total Utilization (STF)						

**Total Utilization (30% & 70%)	0	86,236.00				86,236.00
Unutilized Balance (CA-NSTB)						
Unutilized (STF)					63,924,030.00	63,924,030.65
Unutilized Balance (30% & 70%)	21,000,000.00	48,913,764.00				69,913,764.00
**Utilization Percentage	0	18%				

We hereby certify that we have reviewed the contents and hereby attest to the veracity and correctness of the data or information contained in this document.

Prepared by:


LADY DIANE Y. VEGA
FDP Focal Person

Certified True and Correct:


JAY RYAN O. AUSTERO
OIC-City Accounting Office

HUMAN RESOURCE COMPLEMENT

REGION:
PROVINCE:
CITY/MUNICIPALITY:


REGION VIII - EASTERN VISAYAS
LEYTE
CITY OF BAYBAY


CALENDAR YEAR:
QUARTER:

2024
1

Nature of Appointment or Employment	Number	Compensation and Other Benefits		Total
		Salaries and Wages	Other Monetary Benefits	
I. Permanent	603	50,188,692.36	5,110,636.36	55,299,328.72
II. Contractual (Service Provider)	Jan-68	823,766.49	NONE	2,618,114.56
	Feb-64	858,031.34		
	Mar-71	936,316.73		
III. Job Order/Contract of Service	587	16,578,824.73	NONE	16,578,824.73
Grand Total	1,393.00	69,385,631.65	5,110,636.36	74,496,268.01

We hereby certify that we have reviewed the contents and hereby attest to the veracity and correctness of the data or information contained in this document.


MARIANITO E. GORGONIO
Human Resource Management Officer


JAY RYAN O. AUSTERO
OIC-City Accounting Office


JOSE CARLOS L. CARI
Local Chief Executive

Notes:

1. Contractual personnel are those whose employment in the government is in accordance with a special contract to undertake a specific work or job, requiring special or technical skills not available in the employing agency, to be accomplished within a specific period, which in no case shall exceed one year, and performs or accomplishes the specific work or job, under his own responsibility with a minimum of direction and supervision from the hiring agency. (Source: Presidential Decress No. 807 October 6, 1975)
- 2.Contract of Services/Job Orders are employees whose services rendered are not considered government services and do not enjoy the benefits enjoyed by government employees. The job order covers piece work or intermittent job of short duration not exceeding six months on a daily basis. (Source: Omnibus Rules Implementing Book V of E.O. No. 292 and Other Pertinent Civil Service Laws)


STATEMENT OF RECEIPTS AND EXPENDITURES

REGION: REGION VIII - EASTERN
PROVINCE: VISAYAS
CITY/MUNICIPALITY: LEYTE
CITY OF BAYBAY

CALENDAR YEAR: 2024
QUARTER/
PERIOD COVER: 1

Particulars	Income/Target Budget Appropriations	General Fund	SEF	Trust Fund	Trust Liability	Total
LOCAL SOURCES	221,621,803.00	76,262,123.76	6,563,620.64	0.00	88,561.28	82,914,305.68
TAX REVENUE	93,335,976.00	46,940,841.05	6,563,620.64	0.00	88,561.28	53,593,022.97
Real Property Tax	31,547,502.00	6,806,654.90	6,563,620.64	0.00	88,561.28	13,458,836.82
Tax on Business	59,880,328.00	38,246,380.95	0.00	0.00	0.00	38,246,380.95
Other Taxes	1,908,146.00	1,887,805.20	0.00	0.00	0.00	1,887,805.20
NON TAX REVENUE	128,285,827.00	29,321,282.71	0.00	0.00	0.00	29,321,282.71
Regulatory Fees 9permits and Licenses	6,865,102.00	4,183,491.41	0.00	0.00	0.00	4,183,491.41
Service/UserCharges (Service Income)	5,775,582.00	11,594,915.51	0.00	0.00	0.00	11,594,915.51
Receipts from Economic Enterprises (Business Income)	103,205,149.00	13,506,543.79	0.00	0.00	0.00	13,506,543.79
Other Receipts (Other General Income)	12,439,994.00	36,332.00	0.00	0.00	0.00	36,332.00
EXTERNAL SOURCES	1,178,549,596.00	293,894,952.51	0.00	8,043,683.13	0.00	301,938,635.64
National Tax Allotment	1,177,381,733.00	293,894,952.51	0.00	0.00	0.00	293,894,952.51
Other Shares from National Tax Collections	1,167,863.00	0.00	0.00	0.00	0.00	0.00
Inter-Local Transfers	0.00	0.00	0.00	0.00	0.00	0.00
Extraordinary Receipt/Grants/Donations/Aids	0.00	0.00	0.00	8,043,683.13	0.00	8,043,683.13
TOTAL CURRENT OPERATING INCOE	1,325,396,570.00	1,400,301,570.03	14,876,872.98	274,609,251.12	4,107,210.23	1,693,894,904.36
ADD SUPPLEMENT BUDGET(UNAPPROPRIATED SURPLUS) FOR CURRENT OPERATING	116,103,559.92	0.00	0.00	0.00	0.00	0.00
TOTAL AVAILABLE FOR CURRENT OPERATING EXPENDITURES	1,441,500,129.92	1,400,301,570.03	14,876,872.98	274,609,251.12	4,107,210.23	1,693,894,904.36
LESS CURRENT OPERATING EXPENDITURES (PS + MOOE + FE)						
General Public Services	486,708,507.17	296,007,371.72	0.00	2,702,008.40	0.00	298,709,380.12
Education, Culture & Sports/Manpower Development	18,017,452.00	5,064,594.67	9,166,334.40	281,682.04	0.00	14,512,611.11
Health, Nutrition & Population Control	247,072,415.39	141,534,259.31	0.00	143,880,960.89	0.00	285,415,220.20
Labor and Employment	0.00	0.00	0.00	525,000.00	0.00	525,000.00
Housing and Community Development	0.00	0.00	0.00	0.00	0.00	0.00
Scial Services and Social Welfare	130,963,288.00	61,356,793.51	0.00	15,564,500.00	0.00	76,921,293.51
Economic Services	162,804,374.36	94,007,552.08	0.00	2,976,051.87	0.00	96,983,603.95
Debt Service (FE) (InterestExpense & Other Charges)	0.00	0.00	0.00	0.00	0.00	0.00
TOTAL CURRENT OPERATING EXPENDITURES	1,045,566,036.92	597,970,571.29	9,166,334.40	165,930,203.20	0.00	773,067,108.89
NET OPERATING INCOME (LOSS) FROM CURRENT OPERATIONS	395,934,093.00	802,330,998.74	5,710,538.58	108,679,047.92	4,107,210.23	920,827,795.47
ADD:NON-INCOME RECEIPTS						
CAPITAL/INVESTENT RECEIPTS	0.00	0.00	0.00	0.00	0.00	0.00
Proceeds from Sale of Assets	0.00	0.00	0.00	0.00	0.00	0.00
Proceeds from Sale of Debt Securities of Other Entities	0.00	0.00	0.00	0.00	0.00	0.00
Collection of loans Receivables	0.00	0.00	0.00	0.00	0.00	0.00
RECEIPTS FROM LOANS AND BORROWINGS (Payable)	0.00	61,834,104.79	0.00	0.00	0.00	61,834,104.79
Acquisition of Loans	0.00	61,834,104.79	0.00	0.00	0.00	61,834,104.79
Issuance of Bonds	0.00	0.00	0.00	0.00	0.00	0.00
OTHER NON-INCOME RECEIPTS	0.00	14,621,875.71	0.00	0.00	0.00	14,621,875.71
TOTAL INCOME RECEIPTS	0.00	76,455,980.50	0.00	0.00	0.00	76,455,980.50
ADD: SUPPLEMENTAL BUDGET FOR CAPITAL OUTLAY	43,542,547.65	0.00	0.00	0.00	0.00	0.00
TOTAL AMOUNT AVAILABLE FOR CAPITAL EXPENDITURES	43,542,547.65	76,455,980.50	0.00	0.00	0.00	76,455,980.50
LESS: NON-OPERATING EXPENDITURES						
CAPITAL/INVESTMENT EXPENDITURES	439,841,640.65	170,535,843.93	913,451.07	41,034,046.11	0.00	212,483,341.11
Purchase/Construct of Property Plant and Equipment (Assets/Capital	439,841,640.65	170,535,843.93	913,451.07	41,034,046.11	0.00	212,483,341.11
Purchase of debt Securities of Other Entities (Investment Outlay)	0.00	0.00	0.00	0.00	0.00	0.00
Grant/Make Loan to Other Entities (Investment Outlay)	0.00	0.00	0.00	0.00	0.00	0.00
DEBT SERVICE (Principal Cost)	0.00	0.00	0.00	0.00	0.00	0.00
Payment of Loan Amortization	0.00	0.00	0.00	0.00	0.00	0.00
Retiremet/Redemption of Bonds/Debt Securities	0.00	0.00	0.00	0.00	0.00	0.00
OTHER NON-OPERATING EXPENDITURES	0.00	359,145,441.31	0.00	0.00	0.00	359,145,441.31
TOTAL NON-OPERATING EXPENDITURES	439,841,640.65	529,681,285.24	913,451.07	41,034,046.11	0.00	571,628,782.42
NET INCREASE/(DECREASE) IN FUNDS	-365,000.00	349,105,694.00	4,797,087.51	67,645,001.81	4,107,210.23	425,654,993.55
ADD:CASH BALANCE, BEGINNING	1,478,972,222.12	1,262,872,960.72	39,214,058.36	176,885,203.04	0.00	1,478,972,222.12
FUND/CASH AVAILABLE	1,478,607,222.12	1,611,978,654.72	44,011,145.87	244,530,204.85	4,107,210.23	1,904,627,215.67
LESS: Payment of Prior Year/s Accounts Payable	162,584,460.20	161,240,638.14	1,343,822.06	0.00	0.00	162,584,460.20
CONTINUING APPROPRIATION	0.00	78,131,444.95	0.00	0.00	0.00	78,131,444.95
FUND/CASH BALANCE, END	1,316,022,761.92	1,372,606,571.63	42,667,323.81	244,530,204.85	4,107,210.23	1,663,911,310.52
		GF	SEF	TF	TL	TOTAL
FUND/CASH BALANCE, END		1,372,606,571.63	42,667,323.81	244,530,204.85	4,107,210.23	1,663,911,310.52
Amount set aside to finance projects with appropriations provided in the previous years (Continuing appropriations)		-	0.00	-	0.00	-
Amount set aside for payment of Accounts Payable		241,108,086.32	5,012,354.36	-	0.00	246,120,440.68
Amount set aside for Obligation not yet Due and Demandable		-	0.00	-	0.00	-
Amount Available for appropriations/operations		1,131,498,485.31	37,654,969.45	244,530,204.85	4,107,210.23	1,417,790,869.84
Total Assets (net of accumulated deprecion	3,630,733,040.68					

Certified Correct:


ALBERTA BUENA A. MANATAD
City Treasurer

CONSOLIDATED QUARTERLY REPORT ON GOVERNMENT PROJECTS, PROGRAMS or ACTIVITIES								
REGION:	REGION VIII - EASTERN VISAYAS		CALENDAR YEAR:		2024			
PROVINCE:	LEYTE		QUARTER:		1			
CITY/MUNICIPALITY:	CITY OF BAYBAY							
Program or Project	Location	Total Cost	Date Started	Target Completion Date	Project Status		No. of Extensions, if any	Remarks
					% of Completion	Total Cost Incurred to Date		
NNC-ECCD F1k Acitivities in the City of Baybay	Baybay City	6,442,118.00	4/17/2017			6,442,118.00	-	implemented
DOST- YRRP-CEST project for Jackfruit Processing	Baybay City	445,000.00	12/22/2017			445,000.00	-	on going
DOT- 90% YRRP Infra Project Rehab of Pagbanganan River Cruise	Baybay City	3,492,000.00	1/22/2018			3,492,000.00	-	implemented
DOT-Infrastructure Project Livelihood Gears-lintaon Peak	Lintaon	9,700.00	2/20/2019			9,700.00	-	implemented
DOT-Infrastructure Project Livelihood Gears-san antonio de padua	Pomponan	9,700.00	2/20/2019			9,700.00	-	implemented
DOT-10% San Antonio de Padua Pilgrim Site	Pomponan	458,810.00	3/6/2020			458,810.00	-	implemented
DSWD-AICS / Financial Assistance	Baybay City	2,000,000.00	12/16/2020			2,000,000.00	-	implemented
DOH- 100% Medical Assistance to Indigent Patients (MAIP)HOSPITAL	Baybay City	2,450,000.00	7/29/2021			2,450,000.00	-	implemented
DOH- 100% Medical Assistance to Indigent Patients (MAIP)HOSPITAL	Baybay City	10,800,000.00	12/13/2020			10,800,000.00	-	implemented
DOH- 100% Medical Assistance to Indigent Patients (MAIP)HOSPITAL	Baybay City	22,000,000.00	5/31/2022			22,000,000.00	-	on going
DOH- 100% Medical Assistance to Indigent Patients (MAIP)HOSPITAL	Baybay City	18,550,000.00	1/25/2023			18,550,000.00	-	on going
DOH- 100% Medical Assistance to Indigent Patients (MAIP)HOSPITAL	Baybay City	30,550,000.00	8/14/2023			28,778,082.61	1,771,917.39	on going
DOH- 100% Medical Assistance to Indigent Patients (MAIP)BMDDC	Baybay City	1,050,000.00	2/24/2021			1,050,000.00	-	implemented
DOH- 100% Medical Assistance to Indigent Patients (MAIP)BMDDC	Baybay City	1,250,000.00	12/15/2021			1,250,000.00	-	implemented
DOH- 100% Medical Assistance to Indigent Patients (MAIP)BMDDC	Baybay City	500,000.00	5/31/2022			500,000.00	-	implemented
DOH- 100% Medical Assistance to Indigent Patients (MAIP)BMDDC	Baybay City	5,000,000.00	1/25/2023			5,000,000.00	-	on going
DOH- 100% Medical Assistance to Indigent Patients (MAIP)BMDDC	Baybay City	11,000,000.00	10/5/2023			4,999,630.00	6,000,370.00	on going
DILG-LGSFA Green Green Program	Baybay City	18,664,615.00	4/15/2019			18,664,615.00	-	implemented
LGSF-FA DILG- Slaughter House	Baybay City	10,000,000.00	9/17/2019			10,000,000.00	-	implemented
LGSF-AC DILG-Binaybayon Park	Baybay City	14,567,308.00	9/17/2019			14,567,308.00	-	implemented
DOLE- Cocoa Production Livelihood Assistance	Baybay City	997,250.00	11/20/2019			997,250.00	-	implemented
DOLE- Equipment of Baybay Jackfruit Growers	Baybay City	997,200.00	11/20/2019			997,200.00	-	implemented
Provincial Treasury-FA to defray various expenditures to eliminate the Threat of C	Baybay City	300,000.00	6/25/2020				300,000.00	on going
DOLE- Livelihood Assistance for Survivors Association-Ampihanon- Provision of Egg Layering	Baybay City	498,600.00	10/7/2020			498,600.00	-	implemented
DOLE- Livelihood Assistance for Amguhan-Maypatag Survivors Association Provision of Egg Layering	Baybay City	997,350.00	10/7/2020			997,350.00	-	implemented
DOLE- Livelihood Assistance for Survivors Association-Kabungaan- Provision of Egg Swine Production	Baybay City	997,250.00	10/7/2020			997,250.00	-	implemented
DOLE- Livelihood Assistance Farm Machineries for Rice Production & Milling for	Baybay City	990,600.00	10/7/2020			990,600.00	-	implemented
ECCD-Const. of National Child Development Center	Baybay City	2,300,000.00	12/9/2020			2,300,000.00	-	implemented
ATI- Reg. Training Center-Support to FITS Center Baybay City	Baybay City	145,000.00	1/8/2021			145,000.00	-	implemented
LGSF-Covid Bayanihan Act 1	Baybay City	950,000.00	2/10/2021			950,000.00	-	implemented
DOLE-TUPAD Post Covid Intervention	Baybay City	734,400.00	3/25/2021			734,400.00	-	implemented
DOLE-TUPAD Post Covid Intervention	Baybay City	433,875.00	6/28/2021			433,875.00	-	implemented
LGSF-AC-Reclamation Park Area	Baybay City	15,925,353.00	8/4/2021			15,925,353.00	-	implemented
DOLE-TUPAD Post Covid Intervention	Baybay City	6,669,000.00	10/6/2021			6,669,000.00	-	implemented
DOH-AHDP/SRA	Baybay City	528,136.16	4/12/2021			528,136.16	-	implemented
DOST-Ice Cream Processing	Baybay City	200,000.00	9/4/2021			200,000.00	-	implemented
ECCD-NNC	Baybay City	157,200.00	11/23/2021			157,200.00	-	implemented
FA-Typhoon Odette	Baybay City	56,130,821.00	12/27/2021			53,544,361.00	2,586,460.00	on going

OFFICE OF THE PRESIDENT-OP-SCPF(MALASAKIT)	Baybay City	3,000,000.00	12/31/2021			3,000,000.00	-	implemented
OFFICE OF THE PRESIDENT-OP-SCPF	Baybay City	50,000,000.00	3/18/2022			37,822,649.10	12,177,350.90	on going
OFFICE OF THE PRESIDENT-OP-SCPF FA CT SCAN	Baybay City	50,000,000.00	3/18/2022			1,389,540.00	48,610,460.00	on going
DOLE-FA Agaton	Baybay City	150,000.00	4/30/2022				150,000.00	on going
LGSF-BATCH 4	Baybay City	1,000,000.00	5/17/2022			1,000,000.00	-	on going
OFFICE OF THE PRESIDENT-OP-SCPF	Baybay City	5,000,000.00	6/30/2022			4,864,854.00	135,146.00	on going
OFFICE OF THE PRESIDENT-OP-SCPF(MALASAKIT)	Baybay City	3,000,000.00	6/2/2022			3,000,000.00	-	implemented
DOLE-TUPAD Post Covid Intervention	Baybay City	1,365,000.00	4/30/2022			1,365,000.00	-	implemented
LGSF-Evacuation Center	Baybay City	10,000,000.00	8/30/2022			10,000,000.00	-	on going
DOH-Super Health Center	Baybay City	9,000,000.00	9/30/2022			6,065,878.49	2,934,121.51	on going
LGSF-SBDP (ELCAC)	Baybay City	4,000,000.00	11/30/2022			4,000,000.00	-	on going
DA-Rehabilitation Activities due to Typhoon Agaton	Baybay City	34,990,000.00	2/23/2023			25,780,216.00	9,209,784.00	on going
DSWD-SOCIAL PENSION	Baybay City	14,493,000.00	5/9/2023			14,493,000.00	-	implemented
LGSF-Zone-Can-ipa SBDP	Baybay City	5,000,000.00	5/2023			5,000,000.00	-	on going
PGO-FA- For 5 unit Permanent housing affected by typhoon Agaton	Baybay City	12,000,000.00	6/21/2023			6,708,100.72	5,291,899.28	on going
LGSF-Opening with concreting of road at Brgy. SDBP	Baybay City	6,606,882.17	7/28/2023				6,606,882.17	on going
DOST- FA for processing of sweet potato based baby food	Baybay City	300,000.00	7/31/2023				300,000.00	on going
DSWD-AICS	Baybay City	2,000,000.00	9/25/2023			2,000,000.00	-	implemented
DSWD-Social Pension	Baybay City	12,467,500.00	11/22/2023			12,467,500.00	-	implemented
DOH-Health Emergency Assistance	Baybay City	16,746,406.25	12/5/2023			16,746,406.25	-	on going
NNC-ECCD Flk Activities in the City of Baybay	Baybay City	134,400.00	12/31/2023				134,400.00	on going
DOLE-CFW/PWD	Baybay City	1,288,000.00	12/31/2023			1,288,000.00	-	on going
ECCD-NNC	Baybay City	1,000,000.00	1/23/2024				1,000,000.00	on going

We hereby certify that we have reviewed the contents and hereby attest to the veracity and correctness of the data or information contained in this document.



RAUL A. MABINI
Local Budget Officer



JAY RYAN O. AUSTERO
Local Accountant



JOSE CARLOS L. CARI
Local Chief Executive

SPECIAL EDUCATION FUND UTILIZATION

REGION: REGION VIII - EASTERN VISAYAS CALENDAR YEAR: 2024
PROVINCE: LEYTE QUARTER: 1
CITY/MUNICIPALITY: CITY OF BAYBAY

Receipt from SEF 15,370,000.00

Less: DISBURSEMENTS (broken down by expense class and by object of expenditures)

Personal Services

Maintenance and Other Operating Expenses

Training Expenses	
Office Supplies Expenses	
Security Services	
Other General Services	
Repairs and Maintenance-Buildings and Other Structure	
Donations	51,000.00
Other Maintenance and Operating Expenses	
Other Supplies and Materials Expenses	


Capital Outlay

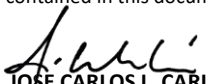
Other Structures	
Information & Communication Tech Equip.	
Medical Equipment	

Sub-total 51,000.00

Balance 15,319,000.00

We hereby certify that we have reviewed the contents and hereby attest to the veracity and correctness of the data or Information contained in this document.


JAY RYAN O. AUSTERO
Local Accountant


JOSE CARLOS L. CARI
Local Chief Executive

STATEMENT OF CASH FLOWS

REGION:
PROVINCE:
CITY/MUNICIPALITY:

REGION VIII - EASTERN VISAYAS
LEYTE
CITY OF BAYBAY

CALENDAR YEAR:
QUARTER:

2024
1

Cash Flows From Operating Activities:			
Cash Inflows:			
	Collection from Taxpayers	65,742,724.45	
	Share from Internal Revenue Collections	293,894,952.00	
	Receipts from Sale of Goods or Services	39,083,363.57	
	Interest Income	149,028.60	
	Dividend Income	xx	
	Other Receipts	56,248,970.00	
	Total Cash Inflow	455,119,038.62	
Cash Outflows:			
	Payments of Expenses	xx	
	Payment To Suppliers/Creditors	152,948,071.09	
	Payment To Employees	61,935,990.35	
	Interest Expense	-	
	Other Expenses	160,701,013.82	
	Total Cash Outflow	375,585,075.26	
	Net Cash from Operating Activities	79,533,963.36	
Cash Flows from Investing Activities:			
Cash Inflows:			
	From Sale of Property, Plant and Equipment	xx	
	From Sale of Dept Securities of Other Entities	xx	
	From Collection of Principal on Loans to Other Entities	xx	
	Total Cash Inflow	xx	
Cash Outflows:			
	To Purchase/Construction of Investment Property	xx	
	To Purchase Property, Plant and Equipment	6,750,499.72	
	To Purchase Debt Securities of Other Entities	xx	
	To Grant/Make Loans to Other Entities	xx	
	Total Cash Outflow	6,750,499.72	
	Net Cash from Investing Activities	6,750,499.72	
Cash Flows from Financing Activities			
Cash Inflows:			
	Proceeds from Issuance of Bills and Bonds		
	Proceeds from Domestic and Foreign Loans		
	Total Cash Inflow		
Cash Outflows:			
	Payments of Long-Term Liabilities		
	Retirement/Redemption of debt securites		
	Payments of Loan Amortization		
	Total Cash Outflow		
	Net Cash from Financing Activities		
Net Cash from Financing Activities			72,783,463.64
Total Cash Provided by Operating, Investing and financing Activities			1,659,804,100.27
Add: Cash Beginning of the Year			1,732,587,563.91
Cash Balance at the end of the Fourth Quarter			

We hereby certify that we have reviewed the contents and hereby attest to the veracity and correctness of the data or information contained in this document.


JAY RYAN O. AUSTERO
Local Accountant

UNLIQUIDATED CASH ADVANCES


REGION: REGION VIII - EASTERN VISAYAS
PROVINCE: LEYTE
CITY/MUNICIPALITY: CITY OF BAYBAY

CALENDAR YEAR: 2024
QUARTER: 1

Name of Debtor (in alphabetical order)	Amount Balance	Date Granted	Purpose	Amount Due					
				Current			Past Due		
				Less than 30 days	31-90 days	91-365 days	Over 1 year	Over 2 years	3 years and above
Mark Michael o. Unlucay	34,280.00	7/11/23	Travel						
Fulton Ike C. Arradaza	6,640.00	10/2/23	Travel						
	22,400.00	6/20/23	Travel						
	20,960.00	2/10/23	Travel						
Atty. Ernesto M. Butawan	5,475.00	10/2/23	Travel						
Raul A. Mabini	14,800.00	1/13/24	Travel						
Marjorie Balbarino	14,600.00	1/31/24	Travel						
Kristine Shayne A. Castos	14,600.00	1/31/24	Travel						
Alberta Buena A. Manatad	29,593.00	2/5/24	Travel						
Gina C. Taboada	29,593.00	2/5/24	Travel						
Caressa Jovi R. Amarado	29,593.00	2/5/24	Travel						
Dr. Norberto P. Oja	16,957.00	2/5/24	Travel						
Sheila P. Elecito	29,593.00	2/7/24	Travel						
Analou P. Lamanilao	7,500.00	2/15/24	Travel						
Miriam V. Sumabal	19,763.00	2/26/24	Travel						
Al Rey U. Patolilic	19,763.00	2/26/24	Travel						
Larissa Euda Angela A. Aralan	19,763.00	2/26/24	Travel						
Filemon F. Avila	34,660.00	2/26/24	Travel						
Romulo B. Alcala	34,660.00	2/27/24	Travel						
Dominic Junie F. Murillo	34,660.00	2/27/24	Travel						
Kyla Shannen T. Vidal	49,260.00	2/27/24	Travel						
Jorge V. Rebucas	34,660.00	2/27/24	Travel						
Atty. Jose Rommel A. Peñaranda	41,660.00	2/27/24	Travel						
Jules Lucas C. Cari	49,260.00	2/27/24	Travel						
Simoune L. Astorga	41,660.00	2/27/24	Travel						
Carmen L. Cari	41,660.00	2/27/24	Travel						
Marylou C. Creo	27,330.00	2/28/24	Travel						
Eva Atem	27,330.00	2/28/24	Travel						
Jea C. Plaza	27,330.00	2/28/24	Travel						

Manuel Icon P. Donaire	27,330.00	2/28/24	Travel						
Margie D. Gonzales	27,330.00	2/28/24	Travel						
Engr. Mitzi L. Ocañada	3,000.00	3/4/24	Travel						
Ar. John Paul D. Cadoboy II	19,196.00	3/4/24	Travel						
Jessie P. Dela Cruz	9,060.00	3/4/24	Travel						
Phil Jude Mabuto	9,060.00	3/4/24	Travel						
Sarah Jean Gabieta-Pasana	15,700.00	3/15/24	Travel						
Malitchel B. Llanos	15,700.00	3/15/24	Travel						
Angelito D. Mirata	19,763.00	3/15/24	Travel						
Rescel P. Lingaolingao	19,763.00	3/15/24	Travel						
Engr. Gretel A. Cabrito	25,640.00	3/15/24	Travel						
Karen Krisna Miralyn M. Yap	25,640.00	3/15/24	Travel						
Rio Abegail S. Latoreno	25,640.00	3/15/24	Travel						
Dr. Jerome Profetana	9,200.00	3/19/24	Travel						
Manuel Icon P. Donaire	9,200.00	3/19/24	Travel						
Regino P. Palermo	9,200.00	3/19/24	Travel						
Al Adel G. Moreno	9,200.00	3/19/24	Travel						
Ason Jan V. Lanzar	9,200.00	3/19/24	Travel						
Renmir Jan D. Maala	9,200.00	3/19/24	Travel						
Novem Khan V. Israel	9,200.00	3/19/24	Travel						
Rogelio B. Kangleon	22,420.00	3/21/24	Travel						
Themis R. Catorce	22,420.00	3/21/24	Travel						
Florita M. Barit	22,420.00	3/21/24	Travel						
Erlina F. Bulacan	22,420.00	3/21/24	Travel						
Jules Lucas C. Cari	32,000.00	3/25/24	Travel						
Engr. Harvey A. Managbanag	34,838.00	3/27/24	Travel						
Engr. Zyra Joy A. Mangbanag	34,838.00	3/27/24	Travel						
Total	1,278,581.00								

We hereby certify that we have reviewed the contents and hereby attest to the veracity and correctness of the data or information contained in this document.


JAY RYAN O. AUSTERO
Local Accountant


JOSE CARLOS L. CARI
Local Chief Executive